



Applicant Guide



DEPARTMENT OF
**MANAGEMENT STRATEGY,
POLICY AND COMPLIANCE**



DEPARTMENT OF
**OPERATIONAL
SUPPORT**

United Nations Secretariat
April 2022

Chapter 1: Job openings in the UN

1. In the employment of its staff, the United Nations strives to meet the highest standards of efficiency, competence and integrity to deliver on its promise in achieving the goals of peace, inclusive sustainable development and human rights for all. Consultants, individual contractors, interns and United Nations Volunteers are also engaged to support various aspects of the organization's work.

2. The United Nations Careers Portal at www.careers.un.org provides details on the different opportunities and currently available job openings at the United Nations. This guide briefly highlights the nature and context of those opportunities and provides instructions on how to apply for jobs with an emphasis on staff positions.

Staff categories

3. Positions in different staff categories are advertised on the United Nations Careers Portal:

International recruitment	
Professional and higher categories	Internationally recruited staff performing analytical and conceptual work, normally outside of the country of origin and with the expectation to move geographically throughout their career
Field Service category	Internationally recruited staff in field operations whose functions range from procedural, operational and technical to analytical and conceptual
Local recruitment	
National Professional Officers category	Nationals and permanent residents of the country of service performing analytical and conceptual work within a national context
General Service category	Staff whose functions range from routine or repetitive to complex and paraprofessional
Trade and Crafts category	Drivers, electricians, building management staff in New York
Security Service category	Security officers in New York

Public Information Assistants category	Tour guides in New York
Language Teachers category	Language teachers in New York and Geneva

4. The movement of staff members from the Field Service category up to the FS-5 level and the General Service and related categories (other than the National Professional Officer category) to the Professional category in the United Nations is exclusively allowed through the Young Professionals Programme competitive examinations. The announcements for these examinations are published on the United Nations Careers Portal.

Job opening types

5. **Job openings** are usually advertised to fill specific positions which are available for a period of one year or longer. Some job openings in field operations are only open to rostered candidates who have been preapproved for selection, as explained in [Chapter 5](#). These job openings are called **recruit from roster job openings**. To be preapproved for selection in field operations, applicants may apply for **generic job openings** which are advertised for that purpose.

6. **Temporary job openings** are advertised to fill staff positions available for less than one year. The position may be temporary due to budget constraints or limited duration of need.

Non-staff opportunities

7. Opportunities for consultant and individual contractor contracts may also be advertised on the United Nations Careers Portal. Consultants are engaged in an advisory or consultative capacity to provide specialized skills or knowledge not normally possessed by staff. Individual contractors may be engaged to perform staff-like work, such as translation, editing or part-time maintenance.

8. Undergraduate students in their final year of studies and graduate students wishing to enhance their educational experience and gain experience in the work of the United Nations may apply for internships on

the United Nations Careers Portal. Interns work full-time for two to six months. Interns are not paid.

9. United Nations Volunteers are individuals who volunteer for at least six months and who are deployed mainly to support field operations. Many of them already have relevant expertise and several years of work experience. United Nations Volunteers receive an allowance. For further information on United Nations Volunteers and on how to apply for these opportunities, visit www.unv.org.

Finding job openings

10. The United Nations Careers Portal is the right place to start looking for opportunities in the United Nations. Applicants may also access job openings through Inspira, the United Nations' talent management platform. While both websites may be used to browse and search job openings, applicants must create an account in Inspira to submit applications.

United Nations Careers Portal: <https://careers.un.org>

11. In the Search Job Openings section, applicants may conduct an open search or enter search criteria such as the job category. Click Search and browse job openings.

Search Job Openings

Category:
All

Level:
All

Job Network:
All

Job Family:
All

Department/Office:
All

Duty Station:
All

By date posted:
All

Search

Reset

Search Job Openings

Category:
All
Professional and Higher Categories
Field Service
General Service and Related Categories
National Professional Officers
Internship
Consultants

Level:
All

Job Network:
All

Job Family:
All

Department/Office:
All

Duty Station:
All

By date posted:
All

Search

Reset

12. Click the job title to learn more about the position.

Job Openings

For information on how to apply for a job, go to [Application Process](#) page. To read about recent changes to the application process, [click here](#).

Applications from women candidates are strongly encouraged.

The United Nations does not charge a fee at any stage of the recruitment process (application, interview meeting, processing, training or any other fees). The United Nations does not concern itself with information on bank accounts.

Professional and higher categories	Field services		General services and related categories		National Professional Officers	Internship	
Job Title	Level	Job ID	Job Network	Job Family	Department/Office	Duty station	Deadline
Director, Asian and Pacific Centre for the Development of Disaster Information Management	D-1	96251	Economic, Social and Development	Economic Affairs (and Sustainable Development)	Economic and Social Commission for Asia and the Pacific	TEHRAN	31/08/2018


13. The United Nations Careers Portal is available in both English and French. Applicants can change the language by clicking *Français* or *English* on the top right side of the browser page.

Home | Français | Login | UN.org | Site map | Contact us

Inspira: <https://inspira.un.org>

14. To search job openings in Inspira, applicants need an account. If they already have an account, they may log in to Inspira by entering the username and password. Otherwise, applicants should create an account according to the instructions provided in [Chapter 2](#).

15. Inspira is available in both English and French. Applicants can change the language by clicking *Français* or *English* below the login button.



inspira
Human Resources Gateway

Forgot User ID

User ID

Forgot Password

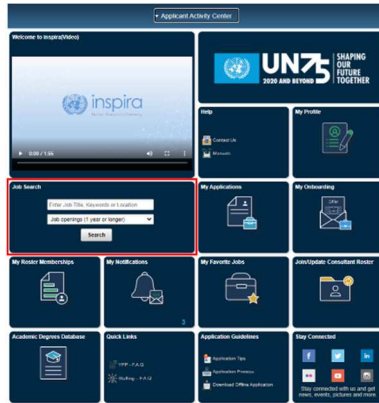
Password

Login

New user? [Create account here](#)

Contact us

English | Français



16. After logging in, enter keywords such as job title or duty station in the *Job Search* tile of the Applicant / Staff Member Activity Center to look for job openings (1 year or longer) or temporary job openings (less than 1 year). Click *Search*.

17. For an advanced search, use the expanded set of search fields to locate job openings using any combination of keyword, category, level, time of posting, job network, job family and duty station. Click the job title to learn more about the position.



Job Search

Posting Title:	<input type="text"/>
Job Opening ID:	<input type="text"/>
Keywords:	<input type="text" value="HUMAN RESOURCES OFFICER"/>
Job Opening Type:	<input type="text" value="Job openings (1 year or longer)"/>
Find Jobs Posted Within:	<input type="text" value="Last Month"/>
Category:	<input type="text" value="P"/>
Level:	<input type="text" value="P3"/>
Department/Office:	<input type="text"/>
Job Network:	<input type="text"/>
Job Families	<input type="text" value="All Job Families"/>
Duty Station	<input type="text" value="All Duty Stations"/>

18. Applicants may click *Save Search Criteria* to keep the search results and receive notifications for new job openings matching the search criteria. When saving the search criteria, applicants will be asked to name the search. They may set up notifications by checking the box *Use As Job alert*.

Once that has been done, click *Save Search*. Job alerts are not available for temporary job openings.

My Saved Search	
*Name your search:	<input type="text" value="P-4 MAGNET"/>
Use As Job alert:	<input checked="" type="checkbox"/>
*Send Job alert notification to:	<input type="text" value="123@un.org"/>
<input type="button" value="Save Search"/>	

19. Applicants may view saved searches and job alerts by clicking *My Saved Searches & Job Alerts* link on the top of the *Job Search* page. Saved job criteria and job alerts are active for a period of six months.

[My Profile](#) | [My Applications](#) | [My Roster Memberships](#) | [My Notifications](#) | **[Job Search](#)** | [My Favorite Jobs](#) | **[My Saved Searches & Job Alerts](#)** | [My Upcoming Test Schedules](#)

20. To mark specific job openings for later, applicants may click the star icon (☆) on the far-right side of the searched job opening from the search list or in the title box after opening the job opening. Once the icon fills up in yellow (★), applicants may see the job openings again by clicking *My Favorite Jobs* at the top of the Inspira home page.



My Favorite Jobs

21. Notifications relating to job applications, job alerts, selections, etc. may be viewed by clicking *My Notifications* on the Inspira home page.



My Notifications

Accessibility

22. Accessibility features are available on both the United Nations Careers Portal and Inspira to assist persons with disabilities. This accessibility menu can be read by assistive screen readers (e.g. JAWS, NVDA).

23. To turn on the accessibility features, click the grey *Accessibility* button located on the upper-left side of the browser for the Careers Portal and at the bottom-right side of the browser for Inspira.





24. Select an accessibility profile from the menu. The list of profiles includes: Screen Reader, Keyboard Navigation, Color Contrast, Monochromatic Colors, Text Color Contrast and Block Blinking. Once a profile is selected, the webpage will automatically refresh with the feature.

Accessibility Menu. Select a profile from the 'List of profiles' or define your settings.

List of Profiles

Screen Reader
Keyboard Navigation
Color Contrast
Monochromatic Colors
Text Color Contrast
Block Blinking
Help

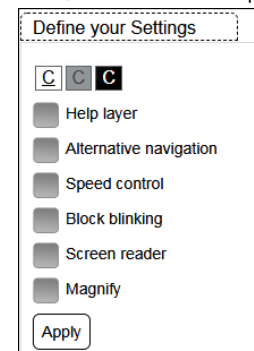
Define your Settings

Feedback

Accessibility Statement

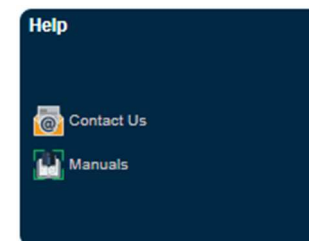
Turn off Accessibility

25. Click on "Define your Settings" to choose colors (Normal, Grayscale, High Contrast) and other settings which include: Help Layer, Alternative navigation, Speed control, Block blinking, Screen reader, Magnify. After selecting the preferred options, click on the Apply button.



Need help?

26. Applicants may seek assistance or send in any queries by clicking *Contact Us* located at the top of the Inspira landing page. On this page, applicants will find frequently asked questions (FAQs) per category and subcategory. Otherwise, applicants may submit a specific inquiry by clicking *Contact Us*.



Contact us

If you are seeking help with regard to a United Nations examination or test, please [click here](#)

Select the category/subcategory you need help with so we can better serve you:

* Category:

Select enquiry category

* Subcategory:

Select enquiry subcategory

Chapter 2. Opening an Account

27. Applicants must have an account in Inspira, the United Nations' talent management platform, to apply for job openings. Creating an account in Inspira is easy. Employees may also transfer previously acquired roster memberships to employee accounts in Inspira.

Who needs to create an Inspira account?

Applicants other than United Nations Secretariat staff members

28. Applicants need to create an account, unless they are staff members of the United Nations Secretariat or other United Nations and related organizations adopting Inspira as their talent management platform.

Employee accounts for the United Nations staff members


29. Staff members are issued employee accounts when they join the United Nations Secretariat. The same applies to staff members of other United Nations and related organizations adopting Inspira as their talent management platform.

30. The employee account information is sent to staff members via an automatic e-mail notification. Staff members are required to use this account to apply for job openings. Former staff members may continue to use these accounts following separation.

Creating an Inspira account

31. Go to <https://Inspira.un.org> and click *Create account here*.

32. Enter the given and family name, password, primary e-mail and date of birth. Once the account is created, the date of birth cannot be changed.



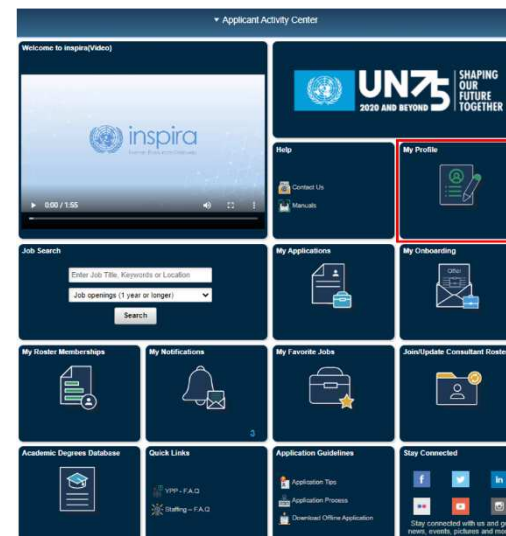
The image shows the Inspira Human Resources Gateway login page. It features the United Nations logo and the Inspira logo. Below the logo, there are fields for 'User ID' and 'Password'. There are links for 'Forgot User ID' and 'Forgot Password'. A blue 'Login' button is at the bottom. Below the login button, there is a link for 'New user? Create account here' and a link for 'Contact us'. At the very bottom, there are links for 'English' and 'Français'.

33. Click *Register*. The system will automatically create a User ID. It will be e-mailed to the applicant, but it is advisable to write it down for ease of reference.

Log in to Inspira and update profile information

34. Once an account has been created or issued, enter the *User ID* and *Password* and click *Login*.

35. For the first login, applicants should update their profile by clicking *My Profile* at the top of the Inspira home page. The mandatory fields of *My Profile* must be completed before submitting any application.



36. In *Personal Details* of the *My Profile* page, applicants must ensure that their contact information including telephone number, e-mail address, and physical addresses are current. Hiring managers may try to reach them via phone and e-mail.



The profile pages contain your contact details including name, address, phone number and other relevant information. Changes made to your contact details on these pages will be updated on all of the jobs you have applied to.

37. In *Nationality & Residence*, a copy of the personal details page of the applicant's passport containing the photo and biographical data should be uploaded, unless the applicant is a current employee. If a passport is not readily available, the applicant may provide another travel document or photo ID.

Transferring roster membership from external account to employee account

38. To transfer roster memberships acquired on an external account to an employee account, in the employee account either 1) go to *Main Menu > Self Service > Recruiting > Transfer roster memberships*; or 2) click the *My Roster Memberships* tile in the Staff Member Activity Center and then click *Transfer Roster Memberships*. Applicants should complete their employee account profiles prior to initiating the transfer and follow the instructions to verify that they are the owner of both accounts.

39. After transferring the roster memberships from an external account, applicants will not be able to submit new applications using the external account. This will not affect applications which have already been submitted from the external account prior to the transfer. Applicants will continue to receive status updates of the submitted applications in the external account. Any roster memberships subsequently obtained after the transfer in the external account will be automatically transferred to the employee account.

40. For external accounts with roster memberships, changes to the first name and given name are not possible. External account holders with roster memberships who wish to change their names in Inspira should raise

a support ticket and provide documentation to evidence the name changes.

The screenshot displays the Inspira system's Main Menu. The navigation path is: Main Menu > Self Service > Recruiting > Transfer roster memberships. Below the menu, a 'My Roster Memberships' tile is shown. The main content area features a table titled 'My Roster Memberships' with columns: Application, Level, Status, Membership Start Date, Membership Expiration Date, Date Withdrawn, Associated Titles, View/Print PPS*, Withdraw, and Put on Hold. The table lists several roster memberships, including 'CHIEF OF UNIT, INFORMATION MANAGEMENT' (P3, Transferred Roster, 10/09/2018), 'CHIEF OF SECTION, INFORMATION MANAGEMENT' (P5, Transferred Roster, 15/02/2018), 'Assistant Corrections Officer' (P1, Rostered, 25/10/2017), 'ASSOCIATE POLITICAL AFFAIRS OFFICER' (P2, Rostered, 23/10/2017), 'ASSOCIATE POLITICAL AFFAIRS OFFICER' (P2, Rostered, 19/10/2017), 'CONTINGENT OWNED EQUIPMENT ASSISTANT' (FS4, Rostered, 19/10/2017), and 'ADMINISTRATIVE OFFICER' (P3, Rostered, 17/10/2017).

Application	Level	Status	Membership Start Date	Membership Expiration Date	Date Withdrawn	Associated Titles	View/Print PPS*	Withdraw	Put on Hold
CHIEF OF UNIT, INFORMATION MANAGEMENT	P3	Transferred Roster	10/09/2018						
CHIEF OF SECTION, INFORMATION MANAGEMENT	P5	Transferred Roster	15/02/2018						
Assistant Corrections Officer	P1	Rostered	25/10/2017						
ASSOCIATE POLITICAL AFFAIRS OFFICER	P2	Rostered	23/10/2017						
ASSOCIATE POLITICAL AFFAIRS OFFICER	P2	Rostered	19/10/2017						
CONTINGENT OWNED EQUIPMENT ASSISTANT	FS4	Rostered	19/10/2017						
ADMINISTRATIVE OFFICER	P3	Rostered	17/10/2017						

Chapter 3: Applying to job openings

41. During the application process, applicants will be asked to provide details and documentation pertaining to their educational background, work experience, language proficiency, knowledge and skills, publications, certifications, and training. It is important for applicants to elaborate in the application that they satisfy the criteria specified in the job opening. The United Nations may screen applicants through automatic screening, manual review, and other evaluation methods.

Assessing qualifications

42. Once applicants have found a job opening that is of interest to them, they should pay special attention to the criteria specified for education, work experience, languages, and competencies. Applicants are encouraged to apply for job openings for which they at least meet the “required” criteria and have previously demonstrated the specified competencies.

43. The criteria indicated as “required” are mandatory to be considered for the job opening. The criteria which are specified as “desirable” are not mandatory. However, some or all desirable criteria may be necessary for applicants to be shortlisted.

44. Applicants should also pay attention to the competencies stated in the job openings. Applicants may be assessed to determine if they have these competencies through different evaluation and assessment methodologies including a competency-based interview.

Starting an application

45. Applicants may create a draft application online which is not associated to a specific job opening in Inspira. Click *My Applications* tile in the Applicant or Staff Member Activity Center page. This opens the *My Applications* page. Click *Create Draft Application* on the upper right-hand side.



[My Profile](#) | [My Applications](#) | [My Roster Memberships](#) | [My Notifications](#) | [Job Search](#) | [My Favorite Jobs](#) | [My Saved Searches & Job Alerts](#) | [My Upcoming Test Schedules](#)

My Applications

Display applications from: Within Last Six Months Refresh Create Draft Application

My Applications (3 of 3)

Your Candidate Profile and Administrative Profile both draw on information submitted with your application but will be used differently. Your Candidate Profile will be used for recruitment purposes, including determining how well you fit the position and whether you will be invited to further assessment. Your Administrative Profile will be used for administrative purposes, including background checks and other administrative processes. In case you submitted applications before September 2021, you may see the Personal History Profile (PHP) instead of your Candidate or Administrative Profiles.

*These links require the following option to be enabled in your browser: In Internet Explorer, go to "Tools" > "Internet Options". In the "Security" tab, click on "Custom Level". Select for the option "Downloads" > "Automatic prompting for file downloads".

Application	Level	Job ID	Status	Creation Date	Application Date	Date Withdrawn	View/Print Candidate Profile*	View/Print Admin. Profile*	Withdraw
HUMAN RESOURCES OFFICER (DOS UAT)	P3	130482	Applied	22/07/2021 9:40PM	22/07/2021 9:55PM				
HUMAN RESOURCES OFFICER (DOS UAT)	P3	130470	Applied	21/07/2021 4:49AM	21/07/2021 8:42AM				
HUMAN RESOURCES OFFICER	P3	130481	Draft	16/07/2021 3:47PM					

My Attachments

You have not added any attachments.

Add Another Attachment

46. To start applying for a specific job opening, click *Apply Now* from the job opening in the United Nations Careers Portal or Inspira. Applicants may replicate a draft or submitted application, and update the information carried over from that application to create new applications tailored to the specific job openings they are applying for.

47. Applicants who do not have stable internet connection and are unable to complete their application online may fill out the application offline first and load the application by following paragraphs 68 to 71.

48. Applicants, especially rostered candidates, are encouraged to apply early. Job openings advertised to fill specific positions may be filled with rostered candidates who are preapproved for selection during the posting period. No application will be received following the posting period of the job opening.

49. Applicants accessing Inspira from the United Nations Careers Portal will be required to log into Inspira. Applicants who do not have an account must create an account according to [Chapter 2](#).

Application snapshot

50. The application process consists of the following steps. Applicants must fill all fields marked with an asterisk (*). Applications should be saved at each step of the process so that the information can be retrieved later.

Steps	Description
1. Welcome	Let us know how you learned about the job opening. Decide whether you want to create your application from scratch; replicate a draft or previous application; or use an offline template.
2. Job Requirements	Answer a series of questions to help us identify candidates who meet the criteria specified in the job opening.
3. Education/Languages	Provide information about your university degrees and high school diploma. Indicate your languages skills, especially your proficiency level in the working languages of the Secretariat (English and French) including your mother tongue.

4. Experience/References	Provide information about your work experience and supervisors. Also provide professional references for reference checking especially if you have had less than three supervisors. Include supervisees if you have managerial experience.
5. Motivation statement	Explain what motivates you to apply for the position.
6. Other information	Upload requested documents, such as performance evaluation reports, degree certificate, high school diploma, transcripts, etc. Answer mandatory questions.
7. Review/Submit	Review all information added in the application before clicking <i>Submit Application</i> . Review the Terms and Agreements and click <i>Certify and Submit Application</i> .

Filling out the application

Job requirements questions

51. These are specific questions relating to the criteria specified in the job opening for identifying candidates who meet them. The question responses should be supported by details provided in the rest of the application including for education qualifications, work experience and language fluency. Click the “Watch the Job Requirements video” link in step 2 for guidance on how to respond to the questions.

Education

52. Applicants should list high school diplomas and university degrees equivalent to Bachelor's, Master's or Doctorate degrees. To add a high school diploma or degree, click on *Add Education Details* in the *Education* section of the application and fill out the fields. Applicants who have completed and been conferred a high school diploma or a degree should provide the details of these qualifications and indicate that the diploma or degree was “obtained.”

Please list the details for all diplomas and degrees that are equivalent to a high school diploma, first-level university degree (i.e. bachelor's degree, or equivalent) or advanced university degree (i.e. master's or doctorate degree, or equivalent). Please note the "Degree/diploma conferral date" is the date when the degree or diploma was awarded or conferred.

Education Details

*Exact Title in original Language:

*Title of the degree/diploma in English or French language e.g. Bachelor in Law:

*Degree/Diploma obtained: ☒ Yes ☐ No

*Attended: From: To:

*Type of Institution:

*Country:

*City where attended:

*Please enter name of institution:

Institution Web Site:

*Main Course of Study:

*Field of Study:

Specialization:

*Enrollment Status: ☒ Full-Time ☐ Part-Time

*Teaching Method:

Additional Comments:

If your exact choice is not listed in the drop-down menus, please select the closest relevant option and explain in the "Additional Comments".

* Required Field

Save

Cancel

applicants should confirm the accreditation status of the institution and degree through the institution itself and the appropriate ministry of education and accreditation bodies. After confirming that the institution is accredited to issue the specific degree, applicants may list the degree by selecting "Other/I cannot find my school" in the field for *Name of Institution*. Applicants should then select the second option from the dropdown, as shown below, and manually enter the name of the institution.

*Type of Institution: University/Tertiary

*Country: Afghanistan

*Attended in the same country? ☒ Yes ☐ No

*City where attended: KABUL

*Name of Institution: Other/I cannot find my school

☐ I cannot find my university or degree but the UN has recognized my degree at the level I have specified in this application (Attach a copy of the decision in the "Cover letter & Attachments" tab).

☒ I cannot find my university or degree but I certify that (1) this degree was conferred by an institution which was accredited to issue such a degree by the competent national authorities of the country where the institution was based; and that (2) at the time of its conferral, this degree was recognized as being at the level I have specified in this application by the competent national authorities of the country where the degree issuing institution was based.

☐ This degree is pending accreditation review pursuant to sections 4.2 to 4.5 of ST/AI/2018/5 on listing and recognition of academic degrees.

*Please enter name of institution:

53. High school diploma and degrees must be issued by academic institutions which are accredited to issue them by the competent authorities where the institutions are based. The ultimate decision on their recognition and equivalency is made by the United Nations upon the review of the nature, level, context and content of the education programme and accreditation status of the issuing institution.

54. Many universities and degrees are searchable from the preloaded database in the application form. In case a university or degree cannot be found and the United Nations has not otherwise recognized the degree,

56. Up to six most relevant short-term certificates or diplomas which are not equivalent to a high school diploma, or Bachelor's, Master's, Doctorate degree or equivalent may be recorded.

Languages

57. Applicants should indicate their proficiency level for the languages specified in the job opening **including their mother tongue**. Applicants will not be considered for job openings if they do not indicate proficiency in

the required languages. Generally, fluency in either English or French, the two working languages of the United Nations Secretariat, is required for any job openings.

*Language	English
Reading Proficiency	Fluent
Speaking Proficiency	Fluent
Understanding Proficiency	Fluent
Writing Proficiency	Fluent
How Acquired?	Mother Tongue

☒ Mother/Principal Tongue

58. To be considered fluent in a language, the proficiency level in all four specified areas (i.e. reading, speaking, understanding and writing) must be “fluent.” To be considered to have knowledge in a language, the proficiency level in at least two out of the four specified areas must be “confident” or “fluent.”

Work experience

59. In the *Experience/References* step of the application, click *Add Work Experience* and fill the information in the entry form. Include all relevant work experience in the application.

60. In the *Summary of duties* field, applicants should make sure to describe their duties. Describe also any managerial responsibilities and the number and kind of employees directly supervised.

61. Applicants should provide the contact information of their employers and supervisors. The United Nations may contact them for employment record verification and qualitative reference checks. If the applicants do not wish the United Nations to contact their current employer and supervisor, they may so indicate for the current work experience. However, if they are selected for a job opening, their current employer and supervisor will be contacted.

Add Work Experience

Enter Employment Details

*Job Title:

☒ Present Job

*From:

*Is this a civil servant position in your government?

☐ Yes☐ No

*Is the employer part of the UN Secretariat ?

☐ Yes☐ No

Is the employer another UN entity ?

☐ Yes☐ No

Employer Details

*Name of Employer

*Employer's Phone

Website of Employer

*Name of Supervisor

*Supervisor's e-mail address

*Do you consent to our contacting your current employer and supervisor for reference verification? (If you are selected, they will be contacted irrespective of your response to this question unless you withdraw your candidature)

☐ Yes☐ No

*Country:

Afghanistan

*City/Place:

Employment Details

*Type of Business

*Employment type

Please provide information

Summary of duties, including detail of supervisory / managerial responsibilities and number and kind of employees directly supervised by you

1000 characters remaining
(Please enter a maximum of 1000 characters)

* Required Information

Save

Cancel

References

62. The United Nations seeks professional reference apart from supervisors. Applicants may include professors, thesis advisors, mentors, colleagues, peers, team members, former supervisees, collaborators, clients, stakeholders in their work, or other persons with whom they have had professional relationships. Applicants with managerial experience are encouraged to list past direct supervisees who could provide a perspective on their role as a manager. Applicants should not list personal references such as family and friends.

Motivation Statement

63. Use this space to briefly explain what motivated you to apply for the position. Include any other details that is not already in your application that makes you a good fit for this position.

Submitting the application

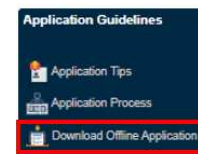
64. Applicants should review their application carefully before submitting it. **Once the application has been submitted, applicants will not be able to make changes to it.** They may withdraw an application, but they cannot apply to the same job opening again.

65. Applicants give consent to reference verification at the time of submitting the application. The United Nations and its authorized service providers may contact the academic institutions, employers, supervisors, references, organizations of the United Nations system and other international organizations and governments and investigate if the applicants meet the highest standards of efficiency, competence and integrity standards required for employment with the United Nations. When applicants specifically express their consent to contacting the current employer and supervisor in the application, they may be contacted at any stage of the recruitment process. Selected applicants may not have the option of opting out of reference verification with the current employers and supervisors.

66. If applicants need to update their profile, they may save the application and go to *My Profile*. After they have updated their profile, they may retrieve the application by clicking on *My Applications* in the Inspira home page.

Using offline application

67. While it is easier to fill out the application online, applicants who do not have stable internet connection may use the offline application form. As the first step, applicants should download the latest version of the template using the link in the Application Guidelines file of the Staff Member or Applicant activity center page. Only the latest version can be uploaded back to Inspira.



68. To start an offline application, applicants should create a draft application or an application for a specific job opening, and in step 1 of the application process (Welcome), the applicant can also download the Offline Application Template.

Inspira Uploadable Application Form

Version: 202

Warning: The United Nations is aware of various schemes being circulated via e-mail, regular mail and fax, falsely stating that they are issued by or associated with the United Nations. Please note that the United Nations only accepts applications uploaded through the Inspira online recruitment system. **Email applications will not be accepted.**

Instruction	Education	Work Experience	Language	Skills & Training	References	Cover Letter & Additional Information	Review/Submit
Languages							
Please list all languages that you know including your mother tongue, and indicate your proficiency level from the dropdown list provided in the four specified areas of "Reading", "Speaking", "Understanding" and "Writing". To be considered fluent in a language, your proficiency level in all four specified areas must be "Fluent". To be considered to have knowledge in a language, your proficiency level in at least two out of the four specified areas must be "Confident" or "Fluent".							
Your application will be rejected if you fail to indicate that you meet the requisite proficiency level for a language in which fluency or knowledge is required for this job opening. You may be considered not suitable if you fail to indicate that you meet the requisite proficiency level for a language in which fluency or knowledge is desirable for this job opening.							
Languages	Speaking Proficiency	Reading Proficiency	Writing Proficiency	Understanding Proficiency	How Acquired?	Mother Tongue	Pass LPE
English	Fluent	Confident					X
Add Languages							

69. Follow the instructions provided in the offline application template and fill out the form.

70. While applying for a job opening, choose the "Load from File" option in step 2 of the application process (Welcome). Once the template has been uploaded, complete the remaining steps to submit the application.

A screenshot of the Inspira 'Welcome' page. It has a dark blue header with the Inspira logo and 'Human Resource Gateway' on the left, and 'Welcome' on the right. Below the header, there are two radio button options: 'Build a new application' and 'Load from file'. The 'Load from file' option is selected. Below the options, there is a red arrow pointing to the 'Load from file' option, and a text box that says: 'You can use the template [here](#) to create your application offline. When you are finished, upload the template using this option.'

Chapter 4: Evaluation and assessment

71. After submitting the application, applicants may go through various stages of evaluation and assessment.

Automatic and manual screening

72. Upon submission, applications go through an automatic screening process in Inspira based on a set of pre-established rules on age, academic qualifications, length of work experience, family relationships, criminal record and others according to the United Nations Staff Regulations and Rules, applicable policies and requirements of the job opening. In some cases, the United Nations may conduct manual reviews requiring applicants to respond in a timely manner.

Evaluation

73. The hiring managers evaluate the released applicants and create a shortlist of applicants based on the criteria specified in the job opening.

Assessments

74. Shortlisted applicants may be invited to participate in assessments such as written exercises, presentations, technical tests, knowledge-based interview, competency-based interviews or other assessments.

75. Assessments are normally scheduled for a specific date and time slot. Applicants who do not respond to invitations or cannot be reached by e-mail or phone in a timely manner, or do not participate in assessments will be disqualified.

76. Applicants should follow all instructions. Failing to do so including missing the deadline for submitting the response may lead to disqualification. Cheating will immediately disqualify the applicants from further consideration.

Competency-based interviews

77. For job openings and generic job openings, the competency-based interview is a preferred assessment methodology. Only a select number of applicants are invited for this interview. The goal of this interview is to gather objective evidence of the applicants' competencies through their past behaviour and performance.

78. Before the interview, applicants should familiarize themselves with the indicators of each competency stipulated in the job opening and think about the past examples where they demonstrated those indicators.

79. During the interview, the interview panel normally consisting of three United Nations staff members including the hiring manager, will ask for examples when they have demonstrated the competencies, particularly how they handled or addressed a situation or task. Applicants may be asked to give both positive and negative examples for some of the competencies. These questions are called behavioural questions. Appraisal and comparison questions may be used to obtain further insight on the applicant's behaviours. Several probing or follow-up questions may also be asked until the interview panel has gathered sufficient evidence.

80. The below table shows some examples of different question types which are asked during a competency-based interview:

Behavioral	<ul style="list-style-type: none">• Give me an example of...• Please describe a situation when you had to... and how did you go about it?
Appraisal	<ul style="list-style-type: none">• What was the feedback you received from your team members?• What feedback did you receive about your role in this project?
Comparison	<ul style="list-style-type: none">• In relation to leadership specifically, what makes you stand out as compared to others around you?• Which of your previous experiences working in a team was the best as compared to others, and why?
Probing/ follow-up	<ul style="list-style-type: none">• What happened next?• What were your specific responsibilities in the team?

81. A competency-based interview typically lasts 30 to 60 minutes. Depending on the location of the applicant and availability of communication methodologies, a mix of in-person, video or phone interviews may occur.

Chapter 5: Application results and roster placement

Checking application status

82. Applicants may check the status of their application in Inspira by clicking *My Applications*. Each status has the following meaning:

- *Draft* means the applicant has started a draft application but has not submitted it.
- *Applied* means the applicant has just applied to the job opening and the application is being screened through Inspira.
- *Under Consideration* means the application has been screened by Inspira, and the recruitment process is on-going.
- *Recruitment Completed* means the process has been completed with the selection of another applicant.
- *Rostered* means the applicant was recommended for the job opening although he or she was not selected.
- *Selected* means the applicant was selected for the job opening.
- *Filled from Roster* means a rostered applicant was selected.
- *JO Cancelled* means the job opening was cancelled.

Application result: Selected

83. Applicants who are selected for job openings are notified by e-mail. Selected applicants must confirm their continued interest and availability via e-mail within five business days of the notification. If no confirmation is received within five business days, another applicant may be selected.


Application result: Rostered

84. All applicants who are recommended for selection and roster placement for job openings and generic job openings, including the

selected applicants, are placed on the roster, which is a pool of preapproved candidates for subsequent job openings at the same level and with similar functions. However, placement on the roster is no guarantee of a future selection or appointment. The scope of the roster may change as determined appropriate by the United Nations Office of Human Resources in the Department of Management Strategy, Policy and Compliance.

85. Roster candidates receive an invitation to apply when job openings are advertised where they are preapproved for selection. Roster candidates are encouraged to apply as early as possible because the hiring managers may select roster candidates during the posting period for the job opening.

86. To view roster memberships and details including the level, status, membership start date and associated job titles, click *My Roster Memberships* at the top of the Inspira home page. Candidates may withdraw from the roster or put their roster membership on hold on this page. Once candidates withdraw themselves from a roster, the roster membership cannot be reinstated.



My Profile My Applications My Roster Memberships My Notifications 27 Job Search My Favorite Jobs My Saved Searches & Job Alerts My Upcoming Test Schedules									
My Roster Memberships									
My Roster Memberships									
Application	Level	Status	Membership Start Date	Membership Expiration Date	Date Withdrawn	Associated Titles	View/Print PMP	Withdraw	Put on Hold
FINANCE AND BUDGET OFFICER	P3	Rostered	10/05/2013						

87. In *My Roster Memberships* page, applicants will also see currently available job openings to which they may apply as roster candidates.